

WHAT TO EXPECT  
FROM THE PROCEDURE

Your Guide to  
**Laser Vision  
Correction**  
*A Visionary Solution*



# Which LASIK procedure should you choose?

While LASIK is the most common Laser Vision Correction procedure, there are actually quite a few options to choose from. But you don't want just any option—you want the one that gives you peace of mind. The one that conforms to your specific needs and adapts to the absolute uniqueness of your eyes.

You want a procedure that combines today's most advanced surgical technologies, optimized for your individual, ideal vision.

## Here are some of the most commonly asked questions.

We asked 90 LASIK patients to describe some of the concerns they had before surgery and how they would address them today.<sup>1</sup>

1. Alcon Refractive Surgery Consumer Research. May 2012.



LASIK surgery is not for everyone. You should not undergo LASIK surgery if you are pregnant or nursing; if you have a collagen vascular, autoimmune or immunodeficiency disease; if you show signs of keratoconus or any other condition that causes a thinning of your cornea; or if you are taking isotretinoin (Accutane<sup>®</sup>) or amiodarone hydrochloride (Cordarone<sup>®</sup>).

## Did it hurt?

*"It was quick, easy and not much discomfort. My doctor prepared me for the procedure."*

## How long did it take?

*"It took about 10 minutes; that's it and I was done. You don't need to be afraid. It's so worth it."*

## Were you awake?

*"Yes, but it was easy, painless and quick."*

Your eye doctor will talk you through the procedure. If you are really nervous or concerned about being awake, you can ask for something to help put you at ease.

## What if I can't keep my eye open and stay still. What if I move my head?

Your eye doctor will help to ensure you are properly positioned for the treatment. Additionally, the laser is designed to track your eye throughout the procedure to provide you with good outcomes.

## I'm afraid it won't work or something will go wrong.

Like all surgical procedures, Laser Vision Correction carries risk. The most common risks of LASIK vision correction surgery with refractive lasers include dry eye syndrome; the possible need for glasses or contact lenses after surgery; visual symptoms including halos, glare, starbursts, and double vision; and loss of vision. The occurrence of these side effects is very low for appropriate candidates—a recent study showed that at three months, 87% of patients reported "no change or better" compared to their preoperative vision with glasses.<sup>1</sup> Most complications can be treated and resolved. Your eye doctor will talk to you about your unique circumstances and what you can expect.

## I'm afraid it'll wear off.

The surgical correction is permanent. It does not wear off. But it is important to realize that a person's eye can still change, such as with aging. Your doctor can discuss this with you and advise whether Laser Vision Correction is suitable for your needs.

# Did you know?

Laser Vision Correction has one of the highest patient satisfaction rates of any elective surgery: **95.4%**, according to a 20-year survey of scientific studies from around the world.<sup>2</sup> New advances in technology now deliver better outcomes than ever.

>16  
million

people worldwide  
have had LASIK  
surgery.<sup>2</sup>

1. Summary of Safety and Effectiveness Data. P020050S004b.

2. Solomon K, Fernandez de Castro L, Sandoval H, et al. LASIK World Literature Review. Quality of life and patient satisfaction. *American Academy of Ophthalmology*. 2009;691-701.





*Like every eye is unique, ice crystal formations are entirely distinctive from one another – even though they are made from the same hexagonally shaped structures of frozen water.*

# A closer look at Laser Vision Correction.

During Laser Vision Correction, a surgeon uses a highly accurate laser to reshape your cornea, allowing it to bend light rays correctly. It's quick and in most cases, you can enjoy your improved eyesight almost immediately.

LASIK surgery is not for everyone. You should not undergo LASIK surgery if you are pregnant or nursing; if you have a collagen vascular, autoimmune or immunodeficiency disease; if you show signs of keratoconus or any other condition that causes a thinning of your cornea; or if you are taking isotretinoin (Accutane\*) or amiodarone hydrochloride (Cordarone\*).

For Important Safety Information, please refer to the last page.



## **LASIK: A proven procedure.**

When something as critical as your vision is on the line, you should rely on a solution that delivers excellent vision and peace of mind. And although there are other types of Laser Vision Correction, LASIK is one of the most common, successful and advanced of them all.


# A visionary solution.

By now, you know that your eyes are like a fingerprint – they are as unique as you are. And that’s exactly why Laser Vision Correction with the WaveLight® laser system may be a great option for you.


Older procedures simply reshaped eyes based on current prescriptions – which meant that everyone with the same prescription received the same treatment, ignoring key attributes. However, Laser Vision Correction with the WaveLight® laser uses advanced technology and proprietary treatments enabling your surgeon to perform a more personalized procedure.

For Important Safety Information, please refer to the last page.

*Like your eyes, a tree's rings are unique, telling the story of its life one year at a time.*









*Considered to be living fossils, the nautilus uses the unique chambers within its shell like a jet, propelling it through the ocean's depths.*



# See the WaveLight® difference.

The WaveLight® EX500 Excimer Laser offers a wide range of customization options for your unique eyes.

This one-of-a-kind technology is one of the most advanced laser systems available and is trusted by surgeons all over the world. It is designed to deliver consistent and effective results based on your specific vision needs:

- Smooth treatments
- Great accuracy
- Proven reliability
- Multiple treatment options
- Excellent outcomes

For Important Safety Information, please refer to the last page.

# It's time to see the big picture.

Glasses and contacts have taken you this far. But they likely don't fit your lifestyle. They may help you see, but they could be holding you back.

How many moments have you missed because your glasses got in the way? They fog up. They smudge, they scratch and break.


As for contacts, they may not be a practical solution for you either.

The truth is, glasses and contacts may not be able give you the freedom you really want. Chances are, you've heard about Laser Vision Correction, a proven procedure that might be the answer for you. You may be uncertain about what's involved, but you're taking the first steps to true independence from glasses and contacts.



*The one-of-a-kind Ulysses butterfly reflects light so brightly from its blue iridescent wings, it can be seen from hundreds of feet away while in flight.*






## What should you expect during your procedure?

It's perfectly normal to have some questions about any type of surgery. But with the WaveLight® laser, you can rest assured that your surgeon is using advanced, proven technology to perform a treatment designed just for you.

LASIK surgery is not for everyone. You should not undergo LASIK surgery if you are pregnant or nursing; if you have a collagen vascular, autoimmune or immunodeficiency disease; if you show signs of keratoconus or any other condition that causes a thinning of your cornea; or if you are taking isotretinoin (Accutane®) or amiodarone hydrochloride (Cordarone®).

For Important Safety Information, please refer to the last page.



It's only natural to be curious about everything that surrounds this important procedure. Here's what to expect:

- Your surgeon will perform a preliminary eye exam and take measurements to create a unique treatment profile for each individual eye
- You will receive anesthetic drops to numb your eyes, making you more comfortable during the procedure
- When your eyes are ready, you will lie on the patient bed while the surgeon makes final preparations
- Your surgeon will create a flap on your cornea, then gently lift the flap to expose the treatment area

- Light energy is then used to precisely reshape your cornea; you may hear the laser working
- Once the treatment is complete, your surgeon will reposition the flap, and the healing process begins
- Before you know it, the procedure is over
- Recovery takes little to no time at all, and you can typically return to normal activities the following day

Soon you'll be enjoying dramatically improved eyesight and seeing the world like never before.

## Step 1

Your surgeon will perform a preliminary eye exam.



## Step 2

You will receive anesthetic drops to numb your eyes.



## Step 3

Light energy is then used to precisely reshape the cornea.





## Step 4

In minutes the procedure is over and healing begins – generally without pain or bandages.



## Step 5


Recovery is short – you can typically return to normal activities the next day.



# The WaveLight® EX500 Excimer Laser difference.

## **Individualized treatment.**

We know that no two eyes are alike—so why should your treatment be any different? The WaveLight® EX500 Laser tracks the unique shape of your eye and allows your surgeon to perform an individualized Laser Vision Correction treatment just for you. The result? Vision that's as clear and crisp as possible.\*



\*Individual results may vary.

For Important Safety Information, please refer to the last page.

# The WaveLight® FS200 Femtosecond Laser difference.

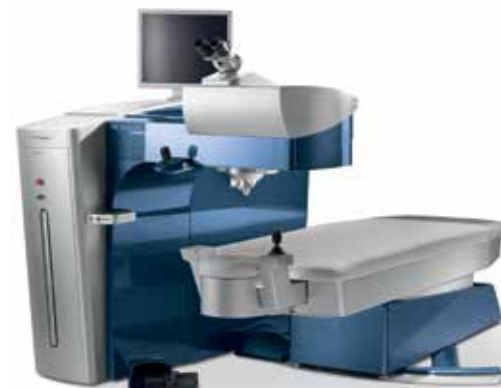
The WaveLight® FS200 Femtosecond Laser delivers precise and predictable outcomes.

It offers precise flap creation and adjustable settings— so you can rest assured that your surgeon can create the exact flaps you need for an individualized treatment.

And because it is specifically designed to work with WaveLight® systems, you can expect a seamless experience.

Take advantage of the WaveLight® FS200 Femtosecond Laser today and enjoy a blade-free procedure that delivers excellent vision.

**Talk to your doctor and review the appropriate WaveLight® Excimer Laser Patient Information Booklet for your condition to learn more about the potential risks and benefits for laser refractive surgery**



# Blade-free Laser Vision Correction.

If you want the best possible Laser Vision Correction, then a blade-free procedure is the ultimate choice.

Standard LASIK surgery requires cutting a flap on your cornea using a sharp blade. However, it simply can't compare to the precision and accuracy of a laser.<sup>1</sup> For a true blade-free alternative, that's where the WaveLight® FS200 Femtosecond Laser comes in.

Now, you can have an all-laser procedure that is designed to deliver:

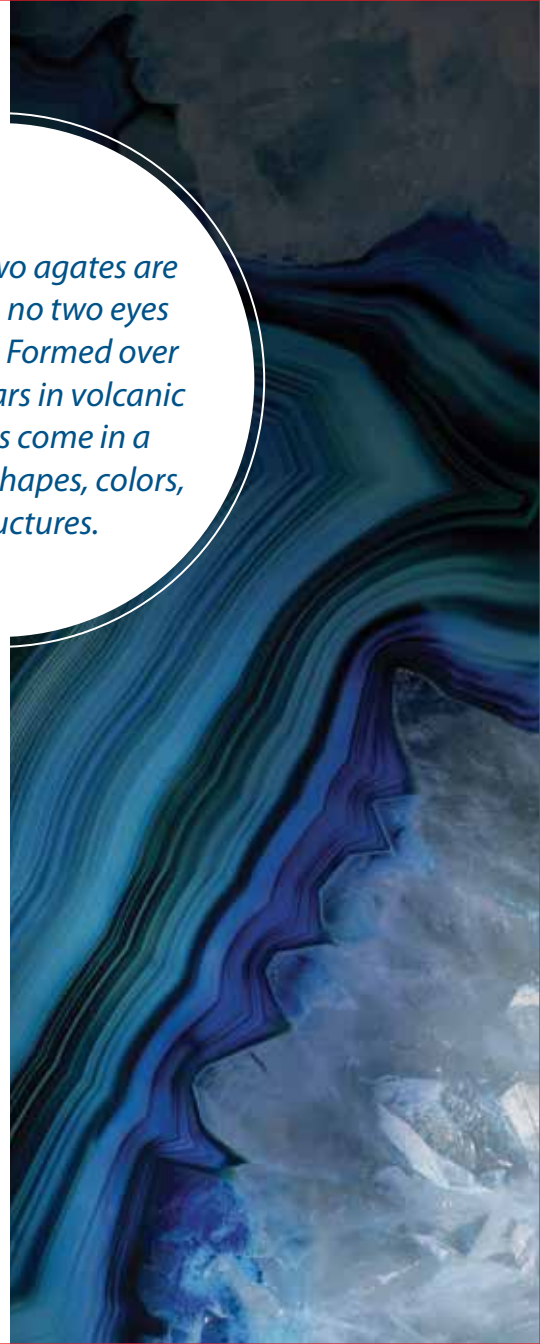
- Great precision and accuracy
- Great flexibility
- Excellent outcomes

1. Krueger R, Potvin R. Flap technology review – the case for femtosecond laser flaps in laser in situ keratomileusis. *US Ophthalmic Review*. 2012;5(1)18-21





*Just like no two agates are exactly alike, no two eyes are the same. Formed over millions of years in volcanic rock, agates come in a multitude of shapes, colors, and structures.*



# How will this investment affect my lifestyle?

*"I didn't want to have to buy glasses until I was 40. In my mind, surgery was going to be more cost effective."<sup>1\*</sup>*

Like many things, prices vary when it comes to Laser Vision Correction. This usually depends on the surgeon and the type of technology being used.

## **A lifetime investment.**

Most vision insurance plans don't cover Laser Vision Correction because it is considered a cosmetic procedure. However, Laser Vision Correction could be significantly less expensive than wearing glasses and contact lenses over a 20-year period—plus you'll have the chance to see clearly without the hassle of corrective lenses.

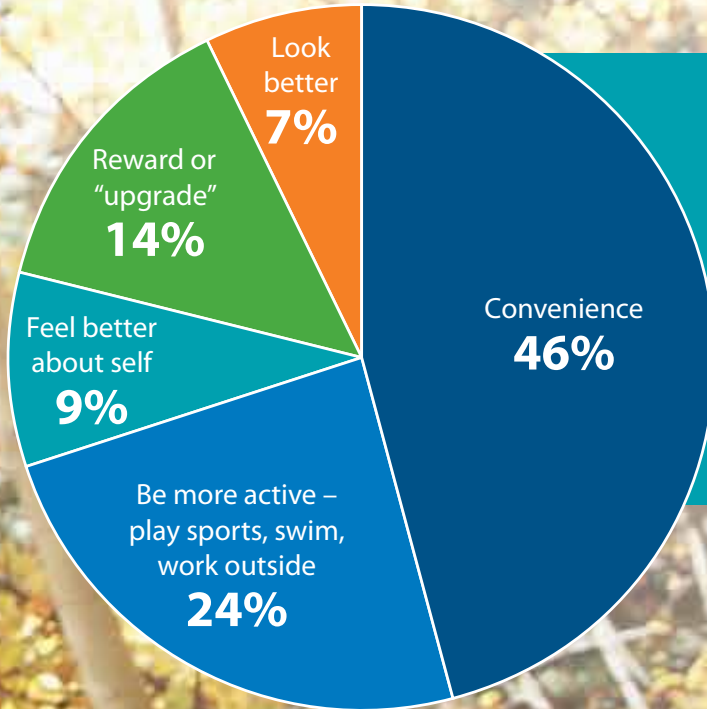
1. Alcon Refractive Surgery Consumer Research. May 2012.

\*These are real results from actual patients. Although results are typical, individual results may vary.









## Convenience and freedom

When asked why they chose to have Laser Vision Correction, candidates and patients rated convenience and the freedom they would gain as the most important reasons.<sup>1</sup>

1. Alcon Refractive Surgery Consumer Research. May 2012.

Glasses and contacts can complicate your life because you always have to worry about losing, forgetting, scratching, slipping, tearing, smearing or fogging them.

Glasses and contacts help alleviate the symptoms of poor vision. **Laser Vision Correction can help solve vision problems at the source and free you from the hassle of glasses and contacts.**

## Important Safety Information about the WaveLight® Excimer Laser Systems

This information pertains to all WaveLight® Excimer Laser Systems, including the WaveLight® ALLEGRETTO WAVE®, the ALLEGRETTO WAVE® Eye-Q, and the WaveLight® EX500.

**CAUTION:** Federal (U.S.) law restricts the WaveLight® Excimer Laser Systems to sale by or on the order of a physician. Only practitioners who are experienced in the medical management and surgical treatment of the cornea, who have been trained in laser refractive surgery (including laser calibration and operation) should use a WaveLight® Excimer Laser System.

**INDICATIONS:** FDA has approved the WaveLight® Excimer Laser Systems for use in laser-assisted in situ keratomileusis (LASIK) treatments for nearsightedness (myopia), farsightedness (hyperopia), and astigmatism, including mixed astigmatism. Astigmatism occurs if the shape of your eye causes light to bend and distort as it passes through your lens. With astigmatism, objects tend to appear blurry or unfocused. Mixed astigmatism occurs if you have symptoms of nearsightedness and farsightedness at the same time.

The WaveLight® Excimer Laser Systems are approved for the following specific LASIK treatments and ranges:

- Reduction or elimination of nearsightedness of up to - 12.00 diopters of sphere and up to 6.00 diopters of astigmatism at the spectacle plane.
- Reduction or elimination of farsightedness up to + 6.00 diopters of sphere and up to 5.00 diopters of astigmatism at the spectacle plane, with a maximum manifest refraction spherical equivalent of + 6.00 diopters.
- Reduction or elimination of naturally occurring mixed astigmatism of up to 6.00 diopters at the spectacle plane.
- Wavefront-guided reduction or elimination of nearsightedness of up to - 7.00 diopters of sphere and up to 3.00 diopters of astigmatism at the spectacle plane. Wavefront-guided LASIK treatment takes into account small, complex imperfections in the shape of your eye that can affect your vision. Wavefront-guided LASIK is more highly customized than traditional LASIK procedures.

In addition, the WaveLight® ALLEGRETTO WAVE® Eye-Q Excimer Laser System, when used with the WaveLight® ALLEGRO Topolyzer® and topography-guided treatment planning software, is approved for topography-guided LASIK treatments for the reduction or elimination of up to -9.00 diopters of nearsightedness, or for the reduction or elimination of nearsightedness with astigmatism with up to -8.00 diopters of nearsightedness and up to 3.00 diopters of astigmatism. The WaveLight® Excimer Laser Systems are only indicated for use in patients who are 18 years of age or older (21 years of age or older for mixed astigmatism), who have documented evidence that their refraction did not change by more than 0.50 diopters during the year before their preoperative examination.

**ALTERNATIVES TO LASIK:** LASIK is just one option for correcting your vision. Alternative options include eyeglasses, contact lenses, photorefractive keratectomy surgery (PRK), and other refractive surgeries. Be sure to talk to your doctor to find out if LASIK is appropriate for your condition.

**CONTRAINDICATIONS:** If you have any of the following situations or

conditions, you should not have LASIK because the risk is greater than the benefit:

- You are pregnant or nursing. These conditions may cause temporary and unpredictable changes in your cornea and a LASIK treatment would improperly change the shape of your cornea.
- You have a collagen vascular, autoimmune or immunodeficiency disease, such as rheumatoid arthritis, multiple sclerosis, lupus or AIDS. These conditions affect the body's ability to heal.
- You show signs of keratoconus or any other condition that causes a thinning of your cornea. This condition can lead to serious corneal problems during and after LASIK surgery. It may result in need for additional surgery and may result in poor vision after LASIK.
- You are taking medications with ocular side effects, such as Isotretinoin (Accutane®) for acne treatment or amiodarone hydrochloride (Cordarone®) for normalizing heart rhythm, because they may affect the accuracy of the LASIK treatment or the way your cornea heals after LASIK. This may result in poor vision after LASIK.
- You show symptoms of severe dry eye. If you have severely dry eyes, LASIK may increase dryness. This may or may not go away. This dryness may delay healing of the flap or interfere with the surface of the eye after surgery.
- Your corneas are too thin. If your corneas will be too thin after your doctor has cut a flap and performed the LASIK treatment, you cannot have LASIK.
- You have recurrent corneal erosion. This condition can lead to serious corneal problems during and after LASIK surgery.
- You have advanced glaucoma. It is unknown whether LASIK is safe and effective for you.
- You have uncontrolled diabetes. LASIK may be risky for you because your diabetes may interfere with the healing of your eyes.

**WARNINGS:** If you have any of the following conditions, you should have LASIK only if your doctor evaluates the seriousness of your condition and believes the benefit of having LASIK is greater than the risk:

- Systemic diseases likely to affect wound healing. If you have a systemic disease such as a connective tissue disease, severe atopic disease or are immunocompromised, LASIK may be risky for you because it may affect the ability of your eyes to heal.
- Diabetes. If you have diabetes and depend on insulin, LASIK may be risky for you because your diabetes may interfere with the healing of your eyes.
- History of Herpes simplex or Herpes zoster infection that has affected your eyes. If you have had a Herpes simplex or a Herpes zoster infection that affected your eyes, or have an infection now, LASIK is more risky for you.
- Symptoms of significant dry eye. If you have severely dry eyes, LASIK may increase dryness. This may or may not go away. This dryness may delay healing of the flap or interfere with the surface of the eye after surgery.
- Severe allergies. If you have severe allergies and take medicines for them, LASIK is more risky for you. These medicines may change the wetness level in your eye. If the medication changes the moisture of your eye, the accuracy of your refractive results may be affected, and

topography-guided LASIK is more risky for you.

- History of glaucoma, increased pressure inside your eyes, have been diagnosed with ocular hypertension, or are being followed for possible glaucoma, because it is unknown whether LASIK is safe and effective for you.
- Your doctor is unable to obtain preoperative topography maps that are of good enough quality to use for planning a topography-guided LASIK treatment. Poor quality topography maps may affect the accuracy of the topography-guided LASIK treatment and may result in poor vision after topography-guided LASIK.
- Taking the medication isotretinoin (Accutane®) for acne treatment, because this may affect the accuracy of the LASIK treatment or the way your cornea heals after LASIK. This may result in poor vision after LASIK.

**PRECAUTIONS:** If any of the following conditions or situations apply to you, you should discuss them with your doctor:

- Your nearsightedness, farsightedness, astigmatism or mixed astigmatism is getting better or worse. If your eyes are unstable, the right amount of treatment cannot be determined. This may result in poor vision after LASIK.
- You have an eye disease. It is unknown whether LASIK is safe and effective under this condition.
- You have had a prior eye injury or eye surgery. If your eyes are injured or you have had surgery, it is unknown whether LASIK will weaken the cornea too much. This may result in poor vision after LASIK.
- You have a corneal abnormality (e.g., scar, irregular astigmatism, infection, etc.). An abnormal corneal condition may affect the accuracy of the LASIK treatment or the way your cornea heals after LASIK. This may result in poor vision after LASIK.
- You take medicines that might make it harder for wounds to heal, such as sumatriptan succinate (Imitrex®) for migraine headaches. It is unknown whether LASIK is safe and effective for people who take these medicines.
- You are younger than 18 years of age (21 years for mixed astigmatism). It is unknown whether LASIK is safe and effective for you.
- Your doctor may modify the wavefront-calculated ablation program in order to give you a treatment that does not fully correct distance vision. You should discuss the risks in depth with your doctor for any LASIK corrections that do not fully correct for distance vision, especially if performed only in one eye.
- You have a cataract or other problem with the lens or vitreous of your eye. It is unknown whether LASIK is safe and effective under this condition.
- You have any problems with the iris (colored part) of your eye or have had previous surgery on this part of your eye. The eyetracker on the laser may not work properly and LASIK may not be safe and effective for you.
- You are taking prescription or over-the-counter medications that may affect the ability of your eye to heal after surgery, including certain types of cancer drugs (antimetabolites).
- Your doctor plans to use a treatment zone with the laser < 6.0 millimeters or > 6.5 millimeters in diameter. It is unknown whether

LASIK with these treatment zones is safe and effective for you.

- Your nearsightedness is worse than – 12.00 diopters, or with astigmatism that is worse than 6.00 diopters. It is unknown whether LASIK is safe and effective for you.
- Your farsightedness is worse than + 6.00 diopters, or with astigmatism that is worse than 5.00 diopters. It is unknown whether LASIK is safe and effective for you.
- Your mixed astigmatism is worse than 6.00 diopters. It is unknown whether LASIK is safe and effective for you.
- Your mixed astigmatism is > 4.00 diopters to ≤ 6.00 diopters. Due to the lack of large numbers of patients in the general population, there are few subjects with cylinder amounts in this range to be studied. Not all complications, adverse events, and levels of effectiveness may have been determined.
- You are considering topography-guided LASIK treatment for nearsightedness that is worse than – 9.00 diopters, or nearsightedness with astigmatism that is worse than – 8.00 diopters of nearsightedness or 3.00 diopters of astigmatism. It is unknown whether topography-guided LASIK is safe or effective for you.
- You have large pupils. Before surgery your doctor should measure your pupil size under dim lighting conditions. Effects of treatment on vision under poor illumination cannot be predicted prior to surgery. Some patients may find it more difficult to see in conditions such as dim light, rain, fog, snow and glare from bright lights. This has been shown to occur more frequently when the entire prescription has not been fully corrected and perhaps in patients with pupil sizes larger than the treatment area.
- You have any other medical condition that is likely to increase the risk of LASIK surgery or make you an unsuitable candidate for LASIK surgery. Tell your doctor about all your medical conditions.
- You have a history of crossed eyes (strabismus). It is unknown whether LASIK is safe and effective under this condition.
- If you have a decreased vision in one eye, it is unknown whether LASIK is safe and effective under this condition.
- If there is an infection or problem with healing after the surgery, it is more likely that both eyes will be affected if both eyes are treated at the same session. If only one eye is treated, the difference in vision between the treated eye and the one without treatment might make vision difficult. In such a case, you might not have functional vision unless the second eye is treated with LASIK or by wearing glasses or contact lenses that compensate for the difference.

Your doctor should evaluate you for dry eye symptoms before surgery.

You may have dry eye after LASIK surgery even if you did not have dry eye symptoms before surgery.

It is not known whether LASIK with a WaveLight® Excimer Laser System is effective over the long term (more than 12 months).

**Adverse Events and Complications:** Common risks of LASIK procedures include:

- developing dry eye syndrome, which can be severe;
- the possible need for glasses or contact lenses after surgery;
- visual symptoms including halos, glare, starbursts, and double vision, which can be debilitating; and

- the loss of vision.

The following adverse events and complications were reported in the clinical studies for the WaveLight® Excimer Laser Systems:

- **Nearsightedness Study:** In the myopia (nearsightedness) clinical study, 0.2% (2/876) of the eyes had a lost, misplaced, or misaligned flap reported at the 1 month examination. The following complications were reported 6 months after LASIK: 0.9% (7/818) had ghosting or double images in the operative eye; 0.1% (1/818) of the eyes had a corneal epithelial defect.
- **Farsightedness Study:** In the hyperopia (farsightedness) clinical study, 0.4% (1/276) of the eyes had a retinal detachment or retinal vascular accident reported at the 3 month examination. The following complications were reported 6 months after LASIK: 0.8% (2/262) of the eyes had a corneal epithelial defect and 0.8% (2/262) had any epithelium in the interface.
- **Mixed Astigmatism Study:** In the mixed astigmatism clinical study, two adverse events were reported. One patient suffered from decreased vision in the treated eye, following blunt trauma to the eye 6 days after surgery. The second event involved the treatment of an incorrect axis of astigmatism. The following complications were reported 6 months after LASIK: 1.8% (2/111) of the eyes had ghosting or double images in the operative eye.
- **Wavefront-Guided Nearsightedness Study:** The wavefront-guided myopia (nearsightedness) clinical study compared subjects treated with wavefront-guided LASIK (Study Cohort) to subjects treated with traditional LASIK (Control Cohort). No adverse events occurred during the postoperative period of the wavefront-guided LASIK procedures. One subject undergoing traditional LASIK treatment was treated on the incorrect axis of astigmatism. The following complications were reported 6 months after wavefront-guided LASIK in the Study Cohort: 1.2% (2/166) of the eyes had a corneal epithelial defect; 1.2% (2/166) had foreign body sensation; and 0.6% (1/166) had pain. No complications were reported in the Control Cohort.
- **Topography-Guided Nearsightedness Study:** There were six adverse events reported in the topography-guided nearsightedness study. Four of the eyes experienced transient or temporary decreases in vision prior to the final 12 month follow-up visit, all of which were resolved by the final follow-up visit. One subject suffered from decreased vision in the treated eye, following blunt force trauma 4 days after surgery. One subject experienced retinal detachment, which was concluded to be unrelated to the surgical procedure.

#### **Clinical Data:**

**Nearsightedness Study:** 782 eyes in the myopia (nearsightedness) study were included in an analysis of effectiveness at 6 months after surgery. Of these, 98.3% were corrected to 20/40 or better without wearing glasses, and 87.7% were corrected to 20/20 or better without wearing glasses. Subjects who responded to a patient satisfaction questionnaire before and after LASIK reported the following visual symptoms at a “moderate” or “severe” level at least 1% higher 3 months after surgery than at baseline: visual fluctuations (28.6% vs. 12.8% at baseline).

**Farsightedness Study:** 212 eyes in the hyperopia (farsightedness) study were included in an analysis of effectiveness at 6 months after surgery,

Of these, 95.3% were corrected to 20/40 or better without glasses, and 67.5% were corrected to 20/20 or better without glasses. Subjects who responded to a patient satisfaction questionnaire before and after LASIK reported the following visual symptoms as “much worse” 6 months after surgery: halos (6.4%); visual fluctuations (6.1%); light sensitivity (4.9%); night driving glare (4.2%); and glare from bright lights (3.0%).

**Mixed Astigmatism Study:** 111 eyes in the mixed astigmatism study were included in an analysis of effectiveness at 6 months after surgery. Of these, 97.3% were corrected to 20/40 or better without glasses, and 69.4% were corrected to 20/20 or better without glasses. Subjects who responded to a patient satisfaction questionnaire before and after LASIK reported the following visual symptoms at a “moderate” or “severe” level at least 1% higher 6 months after surgery than at baseline: sensitivity to light (52.9% vs. 43.3% at baseline); visual fluctuations (43.0% vs. 32.1% at baseline); and halos (42.3% vs. 37.0% at baseline).

**Wavefront-Guided Nearsightedness Study:** The wavefront-guided myopia (nearsightedness) clinical study compared subjects treated with wavefront-guided LASIK (Study Cohort) to subjects treated with traditional LASIK (Control Cohort). 166 eyes in the Study Cohort and 166 eyes in the Control Cohort were included in an analysis of effectiveness at 6 months after surgery. Of the 166 eyes in the Study Cohort, 99.4% were corrected to 20/40 or better without glasses, and 93.4% were corrected to 20/20 or better without glasses. Of the 166 eyes in the Control Cohort, 99.4% were corrected to 20/40 or better without glasses, and 92.8% were corrected to 20/20 without glasses.

In the Study Cohort, subjects who responded to a patient satisfaction questionnaire before and after LASIK reported the following visual symptoms at a “moderate” or “severe” level at least 1% higher 3 months after surgery than at baseline: light sensitivity (47.8% vs. 37.2% at baseline) and visual fluctuations (20.0% vs. 13.8% at baseline). In the Control Cohort, the following visual symptoms were reported at a “moderate” or “severe” level at least 1% higher 3 months after surgery than at baseline: halos (45.4% vs. 36.6% at baseline) and visual fluctuations (21.9% vs. 18.3% at baseline).

**Topography-Guided Nearsightedness Study:** 247 eyes in the topography-guided nearsightedness study were included in an analysis of effectiveness at 3 months after surgery. Of these 247 eyes, 99.2% were corrected to 20/40 or better without glasses, and 92.7% were corrected to 20/20 or better without glasses. Subjects who responded to a patient satisfaction questionnaire before and after LASIK reported the following visual symptoms as “marked” or “severe” at an incidence greater than 5% at 1 month after surgery: dryness (7% vs. 4% at baseline) and light sensitivity (7% vs. 5% at baseline). Visual symptoms continued to improve with time, and none of the visual symptoms were rated as being “marked” or “severe” with an incidence of at least 5% at 3 months or later after surgery.

**Attention:** Please refer to a current WaveLight® Excimer Laser System Patient Information Booklet for your procedure for a complete listing of the indications, complications, warnings, precautions, and side effects. Ask your doctor for a copy of the current Patient Information Booklet for your procedure.

\* Trademarks are property of their respective owners.

